

**MAIN RESULTS**

2014 recorded a good behavior in generation of new companies in Colombia. 301.334 companies were registered in the different chambers of commerce in the country for a 9.1% growth over the previous year.

Santander (1) participated with 6.1% of the national total to rank as the fourth region to generate new companies and the third after Casanare and Bogotá with the highest entrepreneurship rate, about 88 per every 10 thousand inhabitants.

In terms of growth, compared to 2013, Santander (1) got a 1.5% variation. Although the rise was moderate, it is evident the region has achieved one of the highest rates in Colombia for registration of new businesses in the chambers, which has contributed to improve the indicators of formalization.

In the Cámara de Comercio de Bucaramanga, 16,203 businesses were registered, for a 3.1% increase. 91 companies were classified in the small, medium and large enterprises range. Such firms accounted new assets to the economy worth 693 billion pesos.

Data shows that entrepreneurship keeps on good dynamics in the department, led by trade and service activities, and in the subject of investment in sectors such as mining, food processing industry, construction of buildings and road transport.

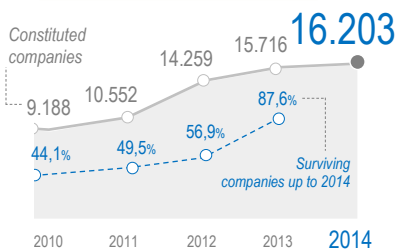
**Source:**

Chamber of Commerce of Bucaramanga  
Mercantile Registry

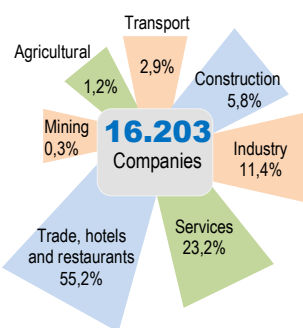
**Notes:**

(1) Data from the Camara de Comercio de Barrancabermeja and the Camara de Comercio de Bucaramanga.  
(2) Survival makes reference to those companies that renewed their registrations at the chambers of commerce during 2014.  
For the report, companies with legal types of sole proprietorship, legal business partnership were taken into account.

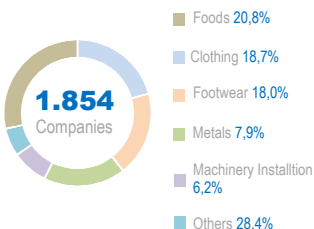
**NEW COMPANIES CONSTITUTED**  
Number of companies



**Participation of companies constituted by sector**



**Main Sub-sector Industry**



Participation % 2014

**Main investments** (Millions of pesos)  
Food **4.486**  
Synthetic rubber **3.692**  
Electric equipment **710**

**ENTREPRENEURSHIP RATE 2014**  
Per every 10,000 inhabitants

Bogotá	92
<b>Santander</b>	<b>88</b>
Atlántico	59
Valle	54
Antioquia	50

Note: Calculated rate for the 5 main economies in the country

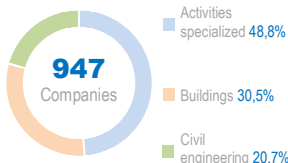
**Main Sub-sector Trade, hotels and restaurants**



Participation % 2014

**Main investments** (Millions of pesos)  
Footwear trade **5.500**  
Sale of prepared meals **1.789**  
Trade of agricultural raw materials **1.787**

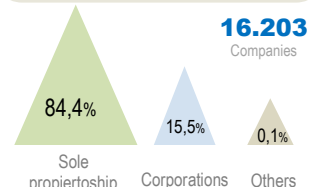
**Main Sub-sector Construction**



Participation % 2014

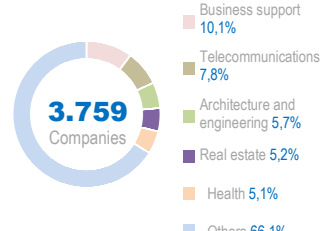
**Main investments** (Millions of pesos)  
Roads **3.766**  
Buildings **2.700**  
Roads **2.173**

**Constituted companies by legal types in 2014**



Participation % 2014

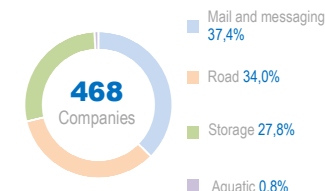
**Main Sub-sector Services**



Participation % 2014

**Main investments** (Millions of pesos)  
Financial services **33.147**  
Electric power **27.261**  
Real estate **11.048**

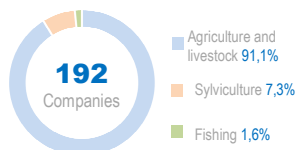
**Main Sub-sector Transport**



Participation % 2014

**Main investments** (Millions of pesos)  
Road load transport **3.026**  
Road load transport **2.589**  
Road load transport **1.750**

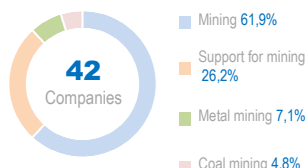
**Main Sub-sector Agricultural**



Participation % 2014

**Main investments** (Millions of pesos)  
Agricultural and livestock exploitation **6.994**  
Cattle breeding **768**  
Sylviculture **630**

**Main Sub-sector Mining**



Participation % 2014

**Main investments** (Millions of pesos)  
Mineral mining **488.035**  
Nonmetallic mineral mining **300**  
Nonmetallic mineral mining **300**

**The 10 Main Investments in 2014**

Precious metals mining	488.035
Financial Activities	33.147
Electricity Trading	27.261
Electricity Trading	17.315
Real Estate	11.048
Agricultural and livestock exploitation	6.994
Real Estate	6.536
Footwear retailing	5.500
Furniture manufacturing	4.000
Civil engineering Works	3.170

Figures in current million pesos