

MAIN RESULTS

DANE just published preliminary results about the gross domestic product per departments in 2015. The regions that operated in a complicated scenario due to the decrease of oil incomes that affected the national finances, also the fact of an inflationary increase caused by the "Fenómeno del Niño" and the rapid devaluation of the dollar in comparison with the peso.

The general balance shows that the country grew 3,1% after having rises over 4% in previous terms. This figure of economic growth, although it is the lowest, is superior to the Latin America average that was negative for 2015.

In relation with departments, 25 out of them showed inferior increases to the ones presented between 2013/2014. Cauca registered the highest value with 5,7%, while Santander is located in tenth place with 3,2%, besides it got the fourth position among the 4 main regions of economic importance in Colombia.

The results show that Santander, as well as the great majority of the departments, reduced its operation, this could be explained in some part by the contraction in housing building and a reduction in industrial activity.

In terms of construction, this one only grew 3%, where infrastructure works rose 8%, but the buildings decreased 6,8% after growing 26,9% in 2014.

It can be affirmed that the country and its regions reduced its progress during 2015, but in the middle of what happened in the world, results were acceptable because they kept a positive value with an economy that was able to conserve the unemployment rate in one digit.

Sources: DANE - Regional accounts 2015
Preliminary figures checked by constant prices.
Base year 2005

Note: Services include public services, financial facilities, insurances, housing activities and services for the company. Social, communal and personal service activities.

GDP of Santander

+3,2%

Growth 2014/2015

10th

Ranking in growth among 33 regions 2015

**GDP Per capita

9.985

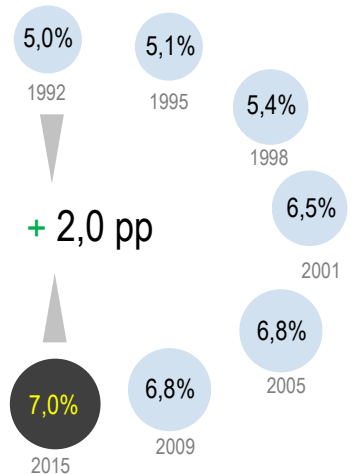
USD

1st

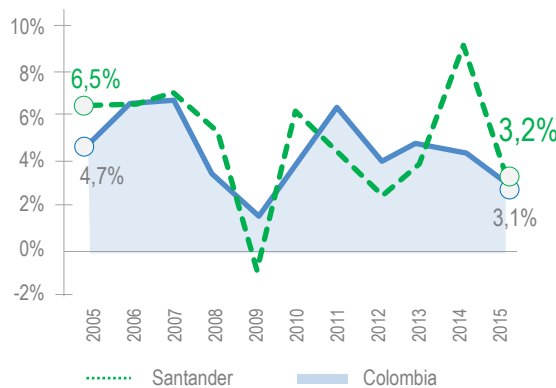
Ranking among the 5 main economies of the country

*Note: GDP per capita in current prices without adjustments for international parity.

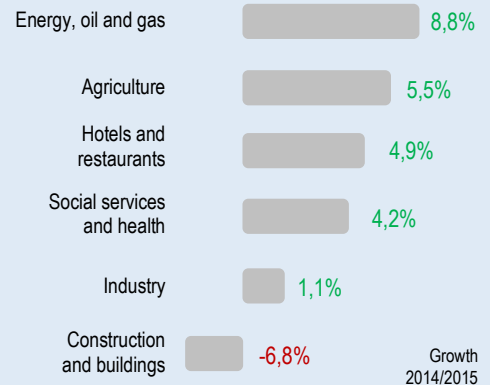
Participation of Santander in national GDP



Growth of GDP of Santander vs Colombia



Growth of strategic activities of Santander



Classification by sectors

