

MAIN RESULTS

It cannot be denied that 2015 was a complicated year for Colombian economy because it hit the entrepreneurial activity and generation of new business.

The previous year, 257.835 companies were created in our country for a downturn of 15,4% in comparison with 2014, a volume obtained in Bogotá, Antioquia, Valle, Santander, Cundinamarca and Atlantic with the greatest participation in the national average with 62,6%.

The case of Santander outstands because of its rate of generation of new enterprises that reached 72 companies per 10 thousand inhabitants; this figure located it in second place at national level, after Bogotá among the six main regions of the country, showing the high degree of entrepreneurship in the region.

In the chamber of commerce of Bucaramanga were registered 13.056 new businesses in 2015, which in their biggest majority were represented by natural persons.

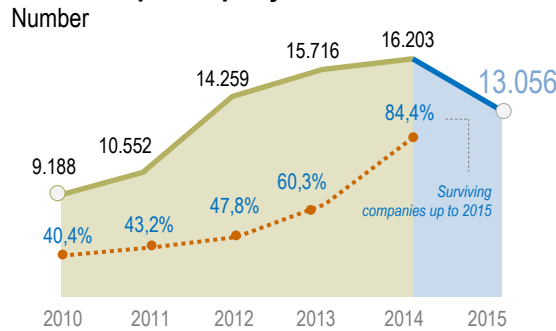
In terms of legal persons, there were established 2.221 partnerships with registered assets of 208 thousand million pesos. In this category existed a decrease of 11,5% in the number of entities driven by the new national economic scenario that caused a decline in private investment.

In 2015, it is highlighted a variety of investments in different sectors, figures that explain in great extent the reason for such good results in the labor market of the region.

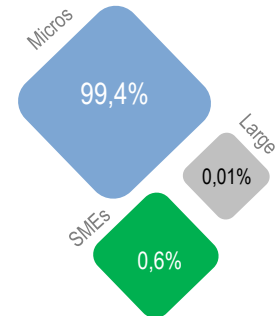
Source: Chamber of Commerce of Bucaramanga - Mercantile Registry.

Notes: Survival makes reference to those companies that renewed their registrations at the chambers of commerce during 2015. For the report, companies with legal types of sole proprietorship, legal business partnership were taken into account.

New enterprises per year



NEW ENTERPRISES PER SIZE



NEW ENTERPRISES PER SECTORS

Commerce, hotels and restaurants

6.793 Companies | **53.665** Assets Million

Main investments (Million pesos)

Commerce of household utensils: **3.463**
Hotel accommodation: **3.405**
Commerce of vehicle fuel: **1.500**

Services

3.166 Companies | **133.540** Assets Million

Main investments (Million pesos)

Electric energy: **84.479**
Materials recovery: **5.010**
Real state: **3.064**

Industry

1.703 Companies | **11.768** Assets Million

Main investments (Million pesos)

Cement, lime, and gypsum fabric: **735**
Leather: **500**
Drinks: **400**

Construction

763 Companies | **30.732** Assets Million

Main investments (Million pesos)

Civil works: **4.885**
Electrical installation: **4.741**
Residential buildings: **2.903**

Transport

420 Companies | **5.452** Assets Million

Main investments (Million pesos)

Freight by road: **704**
Freight by road: **650**
Freight by road: **581**

Agricultural

188 Companies | **16.313** Assets Million

Main investments (Million pesos)

Cattle and buffalo breeding: **5.119**
Agricultural and livestock: **3.248**
Agricultural and livestock: **1.264**

Mining

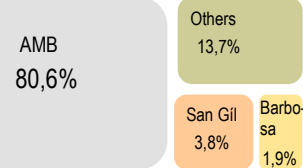
23 Companies | **919** Activos Million

Main investments (Million pesos)

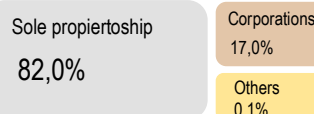
Support to oil extraction: **300**
Stone, sand and clay extraction: **200**
Support to mining and quarry extraction: **100**

The assets are expressed in million pesos.

New enterprises per municipalities



New enterprises per legal category



The 10 main investments in 2015

Electric energy marketing	84.478
Cattle and buffalo breeding	5.119
Materials recovery	5.010
Civil engineering Works	4.884
Electric installment	4.741
Household utensils commerce	3.463
Hotel accommodation	3.405
Mixed operations	3.248
Real state	3.064
Building construction	2.903

Figures in million pesos